

# LABOUNTY®

## 2025 PRODUCT CATALOG

## Selection, Innovation, Performance

The leader in mobile shears  
and the most expansive  
assortment of demolition  
attachments in North America



# YOUR TRUSTED PARTNER IN THE SCRAP AND DEMOLITION INDUSTRY

LaBounty has supplied the most reliable shear and demolition attachments to the market since 1973. When LaBounty invented the mobile shear in 1977, it drastically improved metal and concrete processing and transformed an entire industry.

With business output and efficiency top of mind, LaBounty continues to deliver mechanical and digital innovations that put customers at the forefront of productivity. Backed by one of the industry's best warranties and a world-class service and support team, users can spend time focusing on what matters most: because we know it's what's on the ground at the end of the day that counts.




**80+ DEALERS GLOBALLY**



**50+ YEARS IN SCRAP  
& DEMOLITION INDUSTRY**



**WORLD CLASS  
PRODUCT SUPPORT**















# LABOUNTY PRODUCT SUPPORT

When you buy a LaBounty attachment you become part of an exclusive group of strategic partners. We take pride in backing up our world-class products with the industry's most technologically advanced support team.

- In order to quickly respond to your installation, service and parts requirements our dedicated factory support team is available by phone at **833-723-1843** or email at **Labountyparts@sbdinc.com**.
- When you need on-site support our team of field service technicians are strategically placed in the United States to respond to your technical support and training requests.
- For deeper product training, we offer LaBounty training upon request and can cater to your needs. Please contact your LaBounty rep for more information.

**For up-to-date regional contact information,  
please visit:**

<https://industrialtoolsandattachments.com/en/contact/sales-service-directory>





## Bolt-on Guards Available for Many Excavator Makes/Models

### FRONT WINDOW GUARD

- Guards bolt to existing mounting locations on cab
- Full-size (12MT and up) guards tip out for cleaning
- Select screen guards tested to ISO 10262:1998
- Screen and polycarbonate inserts are interchangeable/replaceable
- Painted flat black to minimize glare
- Install time: <1 hour



BAR STYLE



SCREEN STYLE



POLYCARBONATE

Guard Type	Weight	Description	Application
Screen	Full Size: ≈ 110 lbs Mini-ex: ≈ 40 lbs	Laser-cut 3/16" steel with 1.88" square openings	General Purpose
1/2" Polycarbonate	Full Size: ≈ 130 lbs Mini-ex: ≈ 40 lbs	Mar/UV-resistant LEXAN MR-10 equivalent	Breaker, Land Management
Vertical Bars	Full Size: ≈ 110 lbs	1/4" steel bars	Demolition, Scrap, Forestry

### TOP GUARD

- Select guards tested to ISO 10262:1998
- Bolts to existing mounting locations on cab
- Includes provisions for mounting work lights
- Accommodates telematics antennas
- Install time: ≈ 1 hour
- Weight: ≈ 200 lbs





# TABLE OF CONTENTS

## MOBILE SHEARS

---



## DEMOLITION ATTACHMENTS

DEMOLITION APPLICATIONS GUIDE 24

---



## MATERIAL HANDLING ATTACHMENTS

---





# MOBILE SHEARS





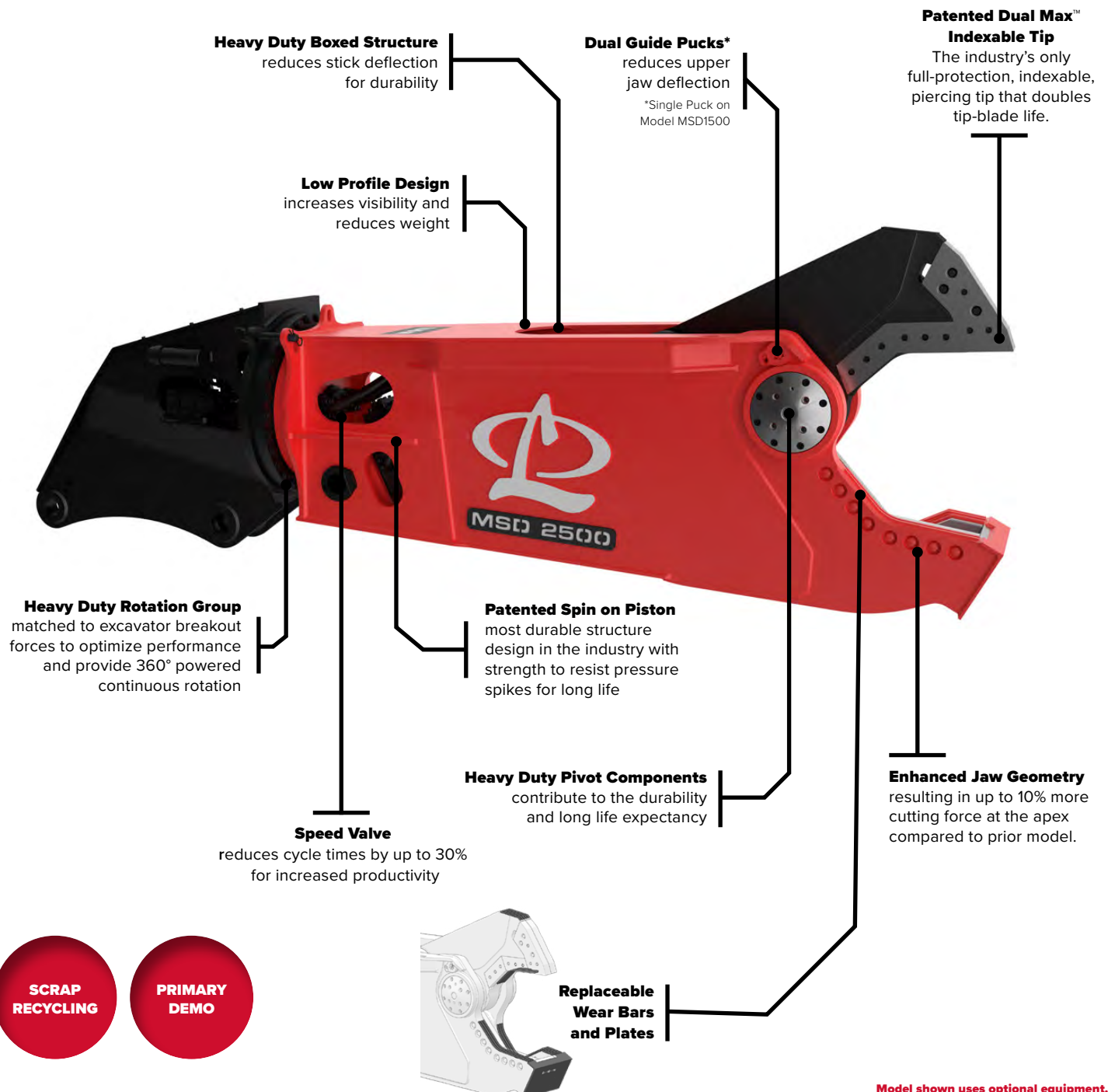




# LEGEND SERIES

## A NEW LEGEND - FORGED IN INNOVATION

The objective was simple: reduce maintenance and boost productivity. As a result, productivity and uptime were optimized. LaBounty® shears have demonstrated their effectiveness in scrap metal processing, bridge deconstruction, and industrial demolition for many years. The Legend Series Mobile shear include the industry's exclusive fully protected and indexable mobile shear tip - the Dual Max™ piercing tip



# SPECIFICATIONS

## MSD LEGEND SERIES - MOBILE SHEARS

Model	Weight*		Jaw Opening		Jaw Depth		Reach**		Min Excavator Weight - 2nd Member***		Min Excavator Weight - 3rd Member***	
	lbs	kg	in	mm	in	mm	ft	m	lbs	mTons	lbs	mTons
MSD 1500	7,000	3,200	21	540	25	640	6.8	2.1	26,000	12	55,000	25
MSD 1500R	7,440	3,400	21	540	25	640	10.0	3.1	40,000	18	66,000	30
MSD 2000	9,000	4,100	28	710	29	740	8.0	2.4	42,000	19	70,000	32
MSD 2000R	11,000	5,000	28	710	29	740	10.8	3.3	48,000	22	88,000	40
MSD 2250	10,600	4,800	30	760	30	760	8.6	2.6	44,000	20	88,000	40
MSD 2250R	12,700	5,800	30	760	30	760	11.7	3.6	53,000	24	99,000	45
MSD 2500	11,900	5,400	31	790	33	840	8.7	2.7	51,000	23	88,000	40
MSD 2500R	14,800	6,700	31	790	33	840	12.7	3.9	66,000	30	110,000	50
MSD 3000	14,200	6,400	34	870	38	970	10.0	3.1	66,000	30	143,000	65
MSD 3000R	17,100	7,800	34	870	38	970	13.1	4.0	88,000	40	154,000	70
MSD 4000	17,100	7,800	38	970	43	1,090	11.5	3.5	77,000	35	143,000	65
MSD 4000R	19,800	9,000	38	970	43	1,090	14.8	4.5	99,000	45	165,000	75
MSD 4500	18,700	8,500	39	990	43	1,090	11.0	3.4	88,000	40	165,000	75
MSD 4500R	21,300	9,700	39	990	43	1,090	14.2	4.3	110,000	50	187,000	85
MSD 7500	27,000	12,300	43	1,090	44	1,120	12.0	3.7	121,000	55	CONSULT FACTORY	
MSD 7500R	30,900	14,000	43	1,090	44	1,120	15.4	4.7	150,000	68	CONSULT FACTORY	
MSD 9500	37,400	17,000	48	1,210	50	1,280	14.7	4.5	170,000	77	CONSULT FACTORY	
MSD 9500R	44,700	20,300	48	1,210	50	1,280	18.4	5.6	210,000	95	CONSULT FACTORY	

## MSD SABER SERIES - MOBILE SHEARS

Model	Weight*		Jaw Opening		Jaw Depth		Reach**		Min Excavator Weight - 2nd Member***		Min Excavator Weight - 3rd Member***	
	lbs	kg	in	mm	in	mm	ft	m	lbs	mTons	lbs	mTons
MSD 7R****	1,200	500	11	280	10	250	6.0	1.8	7,000	3	18,000	8
MSD 800****	2,250	1,000	15	380	17	430	5.7	1.7	15,000	7	22,000	10
MSD 800R****	2,750	1,200	15	380	17	430	7.2	2.2	18,000	8	26,000	12
MSD 1000	4,200	1,900	19	480	20	510	6.0	1.8	20,000	9	35,000	16
MSD 1000R	4,400	2,000	19	480	20	510	8.5	2.6	22,000	10	40,000	18

\*Weight includes standard excavator mounting bracket. Attachment weight may vary depending on mounting configuration as well as options.

\*\* Reach is measured from the attachment mounting pivot (boom or stick) forward to the end of the jaw.

\*\*\* Excavator weight range is a guide only. 2nd member configurations at or near min/max excavator weight and all 3rd member configurations must be preapproved by LaBounty. Quick couplers, short swing machines, long arms all impact carrier size recommendation.

\*\*\*\*Legacy B-Series, not Saber Series Shear.

LaBounty reserves the right to improve, update, or change the product specifications, appearance, or functional attributes without notice.

## BLS SERIES - BUCKET LINKAGE SHEARS

Model	Weight		Jaw Opening*		Jaw Depth		Min Excavator Weight - 3rd Member	
	lbs	kg	in	mm	in	mm	lbs	mTons
BLS 2000	2,900	1,300	20	510	20	510	44,000	20
BLS 3000	4,800	2,200	22	560	23	580	66,000	30

\*Jaw openings vary based on excavator specific geometry.

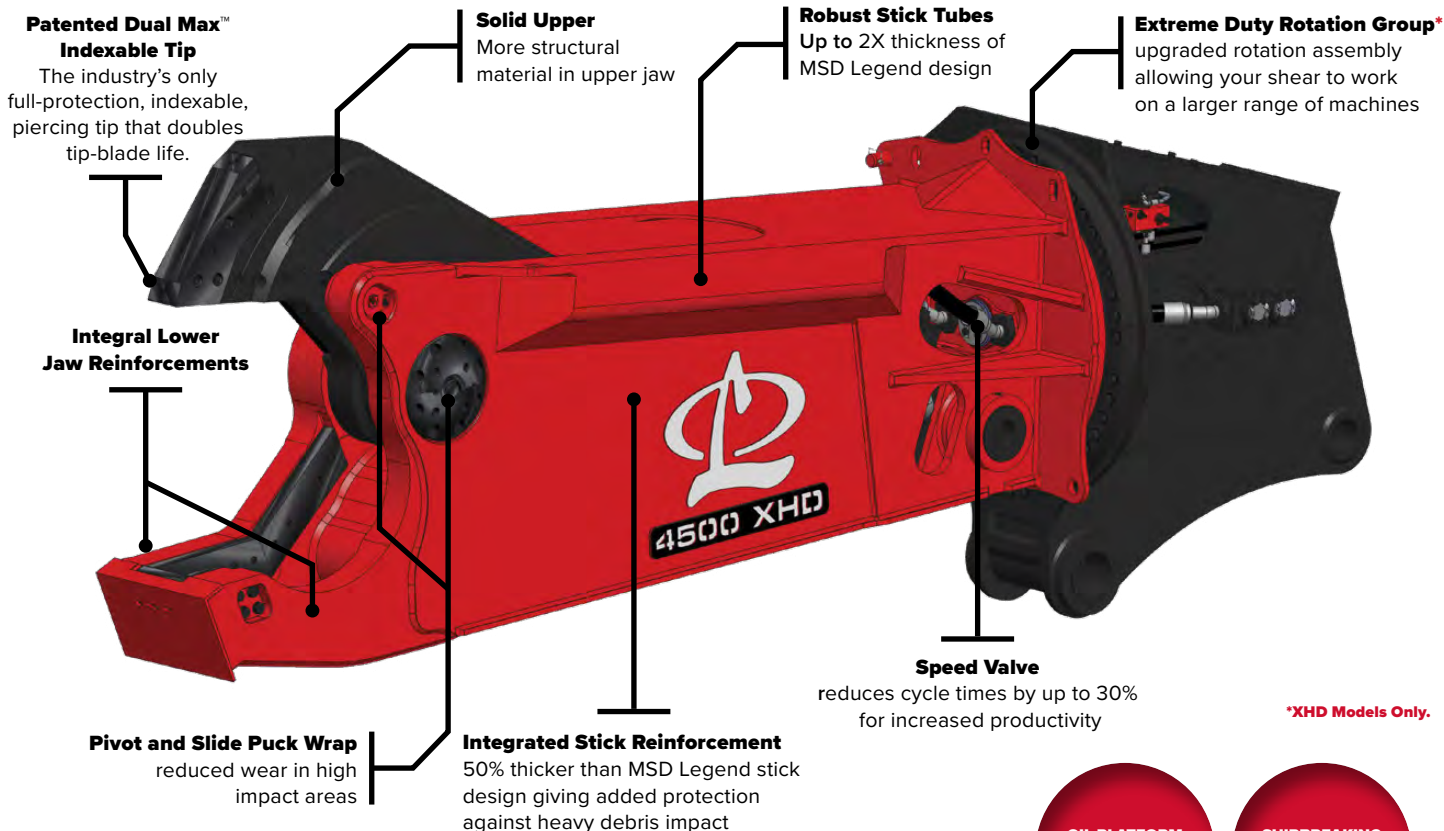
LaBounty reserves the right to improve, update, or change the product specifications, appearance, or functional attributes without notice.



# DESTROYER™ SERIES

## MEETING THE TOUGH DEMANDS OF DEMOLITION AND SHIP BREAKING

Built for the harshest jobs, LaBounty's Destroyer Class Shear boasts integrated reinforcement and superior protection to minimize down-time and maximize productivity. Not only stronger, the Destroyer can take on bigger jobs so you can put more on the ground.



**OIL PLATFORM  
& SHIP  
DECOMMISSIONING**

**SHIPBREAKING  
& INDUSTRIAL  
DEMOLITION**

## SPECIFICATIONS

Model	Weight*		Jaw Opening		Jaw Depth		Reach**		Min Excavator Weight - 2nd Member***		Min Excavator Weight - 3rd Member***	
	lbs	kg	in	mm	in	mm	ft.	m	lbs	mTons	lbs	mTons
MSD 2500R HD	16,100	7,300	31	790	33	840	12.7	3.9	79,000	36	119,000	54
MSD 2500R XHD	16,400	7,400	31	790	33	840	11.9	3.6	81,000	37	143,000	65
MSD 3000R HD	18,500	8,400	34	870	38	970	13.1	4.0	99,000	45	165,000	75
MSD 4000R HD	21,700	9,900	38	970	43	1,090	14.8	4.5	110,000	50	180,000	82
MSD 4000R XHD	24,100	10,900	38	970	43	1,090	14.8	4.5	121,000	55	251,000	114
MSD 4500R HD	23,300	10,600	39	990	43	1,090	14.2	4.3	110,000	50	187,000	85
MSD 4500R XHD	25,700	11,700	39	990	43	1,090	14.2	4.3	132,000	60	264,000	120
MSD 7500R HD	33,200	15,100	43	1,090	44	1,120	15.4	4.7	160,000	73	CONSULT FACTORY	
MSD 7500R XHD	37,800	17,200	43	1,090	44	1,120	15.7	4.8	200,000	91	CONSULT FACTORY	
MSD 9500R HD	48,700	22,100	48	1,210	50	1,280	18.4	5.6	240,000	109	CONSULT FACTORY	

\*Weight includes standard excavator mounting bracket. Attachment weight may vary depending on mounting configuration as well as options.

\*\* Reach is measured from the attachment mounting pivot (boom or stick) forward to the end of the jaw.

\*\*\* Excavator weight range is a guide only. 2nd member configurations at or near min/max excavator weight and all 3rd member configurations must be preapproved by LaBounty. Quick couplers, short swing machines, long arms all impact carrier size recommendation.


LaBounty reserves the right to improve, update, or change the product specifications, appearance, or functional attributes without notice.

# BLADE KITS

**Get The Highest Quality Blade Kits For Your  
LaBounty® Mobile Shears**

## LABOUNTY® PREMIUM

LaBounty Premium blades have been designed and time tested in an entire spectrum of applications; resulting in the perfect materials and heat treatments to insure you put more scrap on the ground year after year. Our Premium blades are available for all models of LaBounty's MSD Legend, Saber, and Destroyer Series Shears.



Saber Series Blades



Legend Series Blade Kit

## **Ni** LABOUNTY® HIGH NICKEL

For maximum blade edge life, and less downtime for maintenance, turn to LaBounty's Ni blades which contain a 4% Nickel content. Our high Nickel primary and secondary blades are available for most models of LaBounty's MSD Legend, Saber, and Destroyer Series Shears.





# DEMOLITION ATTACHMENTS







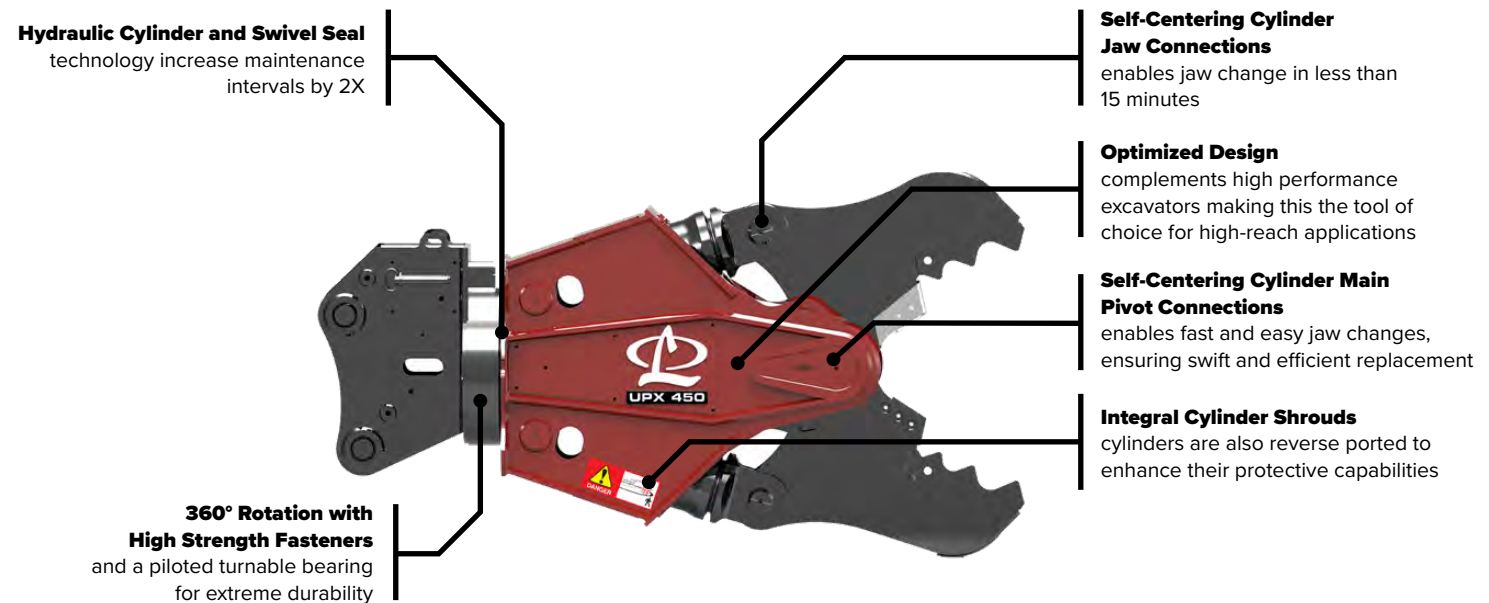


# UNIVERSAL PROCESSORS

## THE ULTIMATE MULTI-TASK TOOL

The next generation of award winning universal processors feature the industry's best power-to-weight ratio for uncompromising power, control, and versatility. These universal processors have multiple jaw set options which allows processing of a wide range of materials using a single tool.

PRIMARY  
&  
SECONDARY  
DEMO



Model	Jaw	Weight (With Jaw)*		Jaw Opening		Jaw Depth		Reach**		Min Excavator Weight - 3 <sup>rd</sup> Member***	
		lbs	kg	in	mm	in	mm	ft	m	lbs	mTons
UPX 250	Shear (SH)	6,300	2,900	21	530	19	480	7.8	2.4	55,000	25
	Concrete Pulverizer (CP)	6,800	3,100	29	740	23	580	7.8	2.4	55,000	25
	Concrete Cracking (CC)	6,300	2,900	36	910	25	640	8.3	2.5	55,000	25
UPX 350	Shear (SH)	8,400	3,820	25	635	26	660	8	2.4	65,000	30
	Concrete Pulverizer (CP)	8,900	4,040	34	860	23	580	8	2.4	65,000	30
	Concrete Cracking (CC)	8,500	3,860	42	1,060	28	710	8	2.4	65,000	30
UPX 450	Shear (SH)	10,550	4,800	26	660	31	790	10.1	3.1	99,000	45
	Concrete Pulverizer (CP)	10,500	4,800	34	860	24	610	9.8	3.0	99,000	45
	Concrete Cracking (CC)	10,300	4,700	42	1,070	31	790	10.1	3.1	99,000	45
UPX 750	Shear (SH)	14,100	6,400	33	830	36	910	11	3.3	135,000	62
	Concrete Pulverizer (CP)	14,500	6,600	40	1,010	27	685	10.5	3.3	135,000	62
	Concrete Cracking (CC)	13,700	6,220	50	1,270	33	830	11	3.3	135,000	62
UPX 950	Shear (SH)	19,000	8,600	44	1,120	41	1,040	13.5	4.1	187,000	85
	Concrete Pulverizer (CP)	20,500	9,300	63	1,600	41	1,040	13.3	4.1	187,000	85
	Concrete Cracking (CC)	20,500	9,300	76	1,930	50	1,270	13.4	4.1	187,000	85
UPX 1800	Shear (SH)	33,600	15,300	48	1,220	46	1,170	15.5	4.7	CONSULT FACTORY	
	Concrete Cracking (CC) ****	35,500	16,100	73	1,850	50	1,270	15.5	4.7	CONSULT FACTORY	
UPX 2800 (HR)	Shear (SH)	45,000	20,400	51	1,300	52	1,320	19.5	5.9	CONSULT FACTORY	

\*Weight includes standard excavator mounting bracket. Attachment weight may vary depending on mounting configuration as well as options.

\*\* Reach is measured from the attachment mounting pivot (boom or stick) forward to the end of the jaw.

\*\*\* Excavator weight range is a guide only. 2nd member configurations at or near min/max excavator weight and all 3rd member configurations must be preapproved by LaBounty. Quick couplers, short swing machines, long arms all impact carrier size recommendation.

LaBounty reserves the right to improve, update, or change the product specifications, appearance, or functional attributes without notice.

# JAW TYPES

## CHOOSING THE RIGHT JAW

### CONCRETE CRACKING JAW - CC



CC JAW

Effectively breaks large, oversized concrete structures such as abutments and beams, making it ideal for primary demolition tasks. The entire jaw is constructed with high-grade, abrasion-resistant steel. Swift Lock teeth have been improved to enable quick changeover and reduce downtime, and are interchangeable with other LaBounty attachments. Additionally, it features rebar cutting blades in the throat.

NOTE: The UPX950 Concrete Cracking jaw is designed without Swift Lock Teeth and instead features weld-in replaceable teeth.



UPX 450 WITH CONCRETE CRACKING JAWS

### CONCRETE PULVERIZER JAW - CP



CP JAW


Ideal for demolishing concrete and segregating rebar with utmost efficiency. Its Swift Lock teeth have been enhanced to enable swift transitions and minimize unproductive periods, and are interchangeable with other LaBounty attachments. The jaw is constructed from top-notch, abrasion-resistant steel, and features rebar cutting blades located in the throat for added convenience.

NOTE: The UPX950 and UPX750 Concrete Cracking jaw are designed with weld-in replaceable teeth, which eliminates the need for Swift Lock Teeth. However, the UPX450 CC jaw, being the largest, features Swift Lock Teeth.



UPX 950 WITH CONCRETE PULVERIZER JAWS

### SHEAR JAW - SH



SH JAW

Capable of severing rebar and structural steel, such as I-beams, H-beams, pipes, and more. Its pivot components have been upgraded for greater longevity, while its patented cutting blade system offers superior performance and lessens the need for maintenance.

[CLICK HERE TO WATCH VIDEO OF UPX JAW SWAP](#)



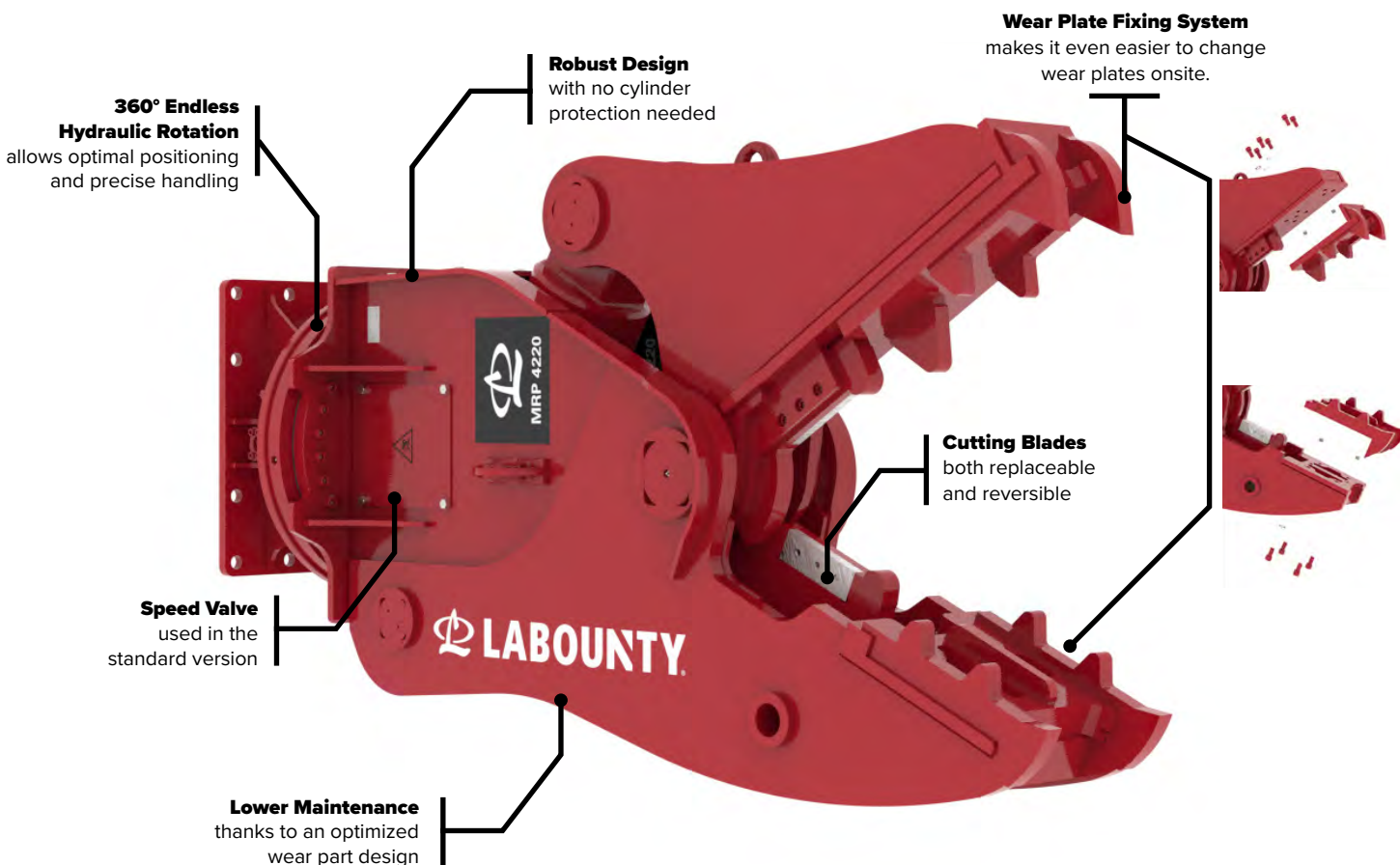
UPX 450 WITH SHEAR JAWS



# MOBILE ROTATING PULVERIZERS

## PULVERIZE WITH POWER & SPEED

The MRP is a versatile tool that enables users to handle primary and secondary demolition projects with ease. With a short center of gravity and 360-degree rotation, it offers optimal maneuverability, while the jaw's design facilitates improved penetration and rapid material downsizing. Dual rotation motors provide superior holding power and durability, and replaceable wear areas encourage longevity and reduced maintenance.



**PRIMARY  
&  
SECONDARY  
DEMO**

Model	Carrier Weight Class*	Length		Service Weight*		Jaw Opening		Jaw Depth		Upper Jaw Width		Lower Jaw Width		Crushing Force (Tip)	
		t	in	mm	lbs	kg	in	mm	in	mm	in	mm	in	mm	t
MRP 1820	15-22		86	2,187	4,012	1,820	29	746	28	720	10	260	16	400	227
MRP 2320	18-29		89	2,270	5,180	2,350	33	835	33	826	11	288	17	440	280
MRP 3220	16-45		102	2,588	7,165	3,250	39	1,003	29	993	12	303	18	450	389
MRP 4220	38-57		113	2,865	9,304	4,220	44	1,113	42	1,073	12	315	19	470	500

\*Weight apply to standard carriers only. Any variations must be agreed with LaBounty and/or the carrier manufacturer.


\*\* Pulverizer with medium - sized adapter.

LaBounty reserves the right to improve, update, or change the product specifications, appearance, or functional attributes without notice.

# MOBILE DEMOLITION PROCESSORS

## PROVEN CRUSHING & CRACKING POWER

The LaBounty Mobile Demolition Processors (MDP) is a highly powerful attachment for crushing and processing concrete in both primary and secondary demolition. The MDP provides **unmatched power-to-weight** for crushing the hardest concrete with smaller excavators, as compared to the competition. With patented Swift Lock Teeth makes maintenance quick and easy, and are interchangeable with other LaBounty attachments. The MDP design is based on the time-tested LaBounty shear and carries forward the legendary performance and durability that only LaBounty can deliver.



Model	Jaw	Weight*		Jaw Opening		Jaw Depth		Reach**		Min Excavator Weight - 3rd Member***	
		lbs	kg	in	mm	in	mm	ft	m	lbs	m Tons
MDP 20R	Concrete Cracking (CC)	4,600	2,100	25	640	27	690	9.8	3.0	40,000	18
MDP 20R	Concrete Pulverizer (CP)	5,250	2,400	25	640	27	690	9.8	3.0	40,000	18
MDP 27R	Concrete Cracking (CC)	6,300	2,900	32	810	31	790	9.6	2.9	55,000	25
MDP 27R	Concrete Pulverizer (CP)	6,950	3,200	28	710	30	760	9.6	2.9	55,000	25
MDP 35R	Concrete Cracking (CC)	8,250	3,700	38	970	36	910	11.3	3.4	70,000	32
MDP 35R	Concrete Pulverizer (CP)	9,000	4,100	34	860	36	910	11.3	3.4	70,000	32
MDP 50R	Concrete Cracking (CC)	12,400	5,600	50	1,270	45	1,140	13.1	4.0	99,000	45
MDP 50R	Concrete Pulverizer (CP)	13,900	6,300	50	1,270	45	1,140	13.1	4.0	99,000	45

\*Weight includes standard excavator mounting bracket. Attachment weight may vary depending on mounting configuration as well as options.

\*\* Reach is measured from the attachment mounting pivot (boom or stick) forward to the end of the jaw.

\*\*\* Excavator weight range is a guide only. 2nd member configurations at or near min/max excavator weight and all 3rd member configurations must be preapproved by LaBounty. Quick couplers, short swing machines, long arms all impact carrier size recommendation.


LaBounty reserves the right to improve, update, or change the product specifications, appearance, or functional attributes without notice.



# MOBILE HYDRAULIC PULVERIZERS

## MAXIMUM CRUSHING POWER

Engineered for maximum efficiency in secondary demolition and concrete recycling, the LaBounty Mobile Hydraulic Pulverizers (MHP) deliver an industry-leading power-to-weight ratio and impressive jaw capacities. The innovative MHP design has been refined to enhance performance, enabling quicker pick-up, crushing, and rebar separation from concrete. This is achieved through high-tip forces, expansive jaws, and rapid cycle times.



Model	Service Weight**		Height		Jaw Opening		Jaw Depth		Upper Width		Lower Width		Carrier Weight Range*
	lbs	kg	in	mm	in	mm	in	mm	in	mm	in	mm	t
MHP 1650	3,900	1,770	83	2,100	30	760	22	550	15	400	20	520	14-23
MHP 2050	4,695	2,130	88	2,240	35	875	24	610	17	430	22	550	18-27
MHP 3050	6,835	3,100	105	2,645	40	1,020	25	650	23	590	25	650	25-40
MHP 4050	10,030	4,550	120	2,980	45	1,200	31	800	27	680	29	725	40-55

\* Weights apply to standard carriers only. Any variances must be agreed with LaBounty and/or the carrier manufacturer prior to attachment.

\*\* Attachment with average-sized adapter plate

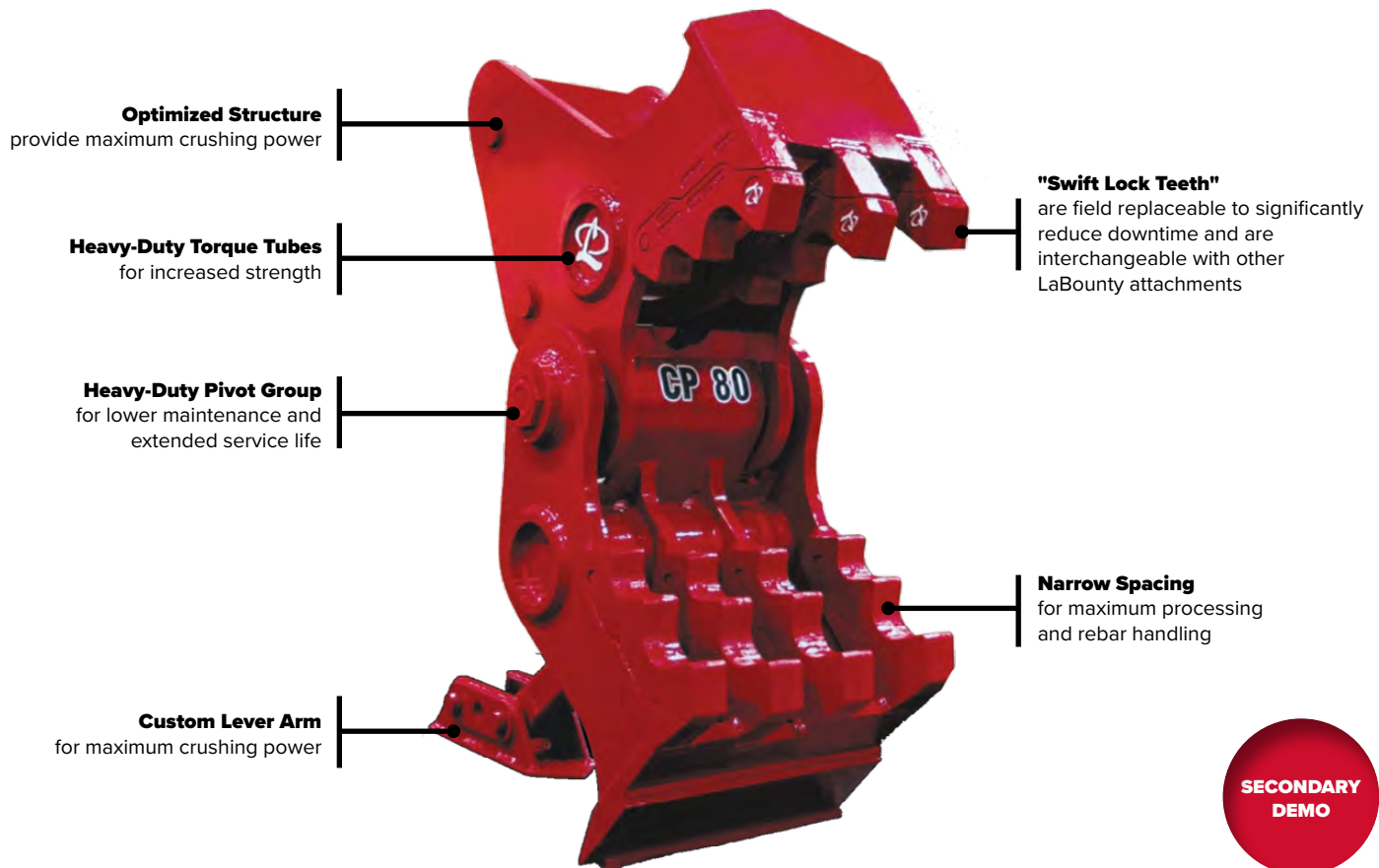
LaBounty reserves the right to improve, update, or change the product specifications, appearance, or functional attributes without notice.

# CONCRETE PULVERIZERS

## SMART INVESTMENT, PROVEN RESULTS

The Concrete Pulverizers (CP) design efficiency uses existing excavator hydraulics for maximum crushing power with minimal investment. Providing controlled demolition and recycling of concrete bridge decks, walls, floor slabs, foundations, silos, culverts, pillars, encased beams, pre-cast structures, and railings.

- CPs feature custom lever arms to provide maximum crushing power.
- CPs use existing excavator hydraulics – no additional circuits are required. A movable front jaw, actuated by the excavator's bucket cylinder, closes into the stationary back jaw. The back jaw is pinned in place with a position arm which is pinned to a mounting pad welded on the lower surface of the excavator's stick.
- 100% welds around heavy torque tubes to minimize torsional stresses.
- Swift Lock Pin on replaceable tooth system are standard on all CP models.



**SECONDARY  
DEMO**

Model	Weight		Jaw Opening*		Jaw Depth		Min Excavator Weight - 3rd Member	
	lbs	kg	in	mm	in	mm	lbs	m Tons
CP 60**	3,000	1,400	36	910	27	690	46,000	21
CP 80**	4,500	2,000	42	1,070	29	740	64,000	29
CP 100**	6,200	2,800	48	1,220	35	890	88,000	40
CP 120**	10,000	4,500	54	1,370	40	1,020	110,000	50

\*Jaw openings vary based on excavator specific geometry.

\*\* Cannot be used with QC

LaBounty reserves the right to improve, update, or change the product specifications, appearance, or functional attributes without notice.



# HYDRAULIC BREAKERS

## HARD HITTING RELIABILITY

The LaBounty® breaker line is purposefully designed to withstand the most demanding applications for all-day, everyday use. With the latest technologies and heavy-duty housing designs standard on most models, these breakers are destined to become the preferred choice for primary and secondary demolition, trenching, tunneling, and oversized breaking.



Model/We	Carrier Weight Class*	Service Weight**		Tool Diameter		Oil Flow		Operating Pressure		Impact Rate (AutoStart mode)	Impact Rate (AutoStop mode)	Sound Power Level***
	mT	lbs	kg	in	mm	gpm	l/min	psi	bar	bpm	bpm	dB(A)
LMB 40	1-3	210	95	1.65	42	4-9	15-35	1,595-1,885	110-130	560-1,600	-	109
LMB 50	2-4.5	330	150	2.05	52	8-13	30-50	1,595-2,030	110-140	670-1,500	-	111
LMB 60	3-6	474	215	2.44	62	9-16	35-60	1,595-2,030	110-140	520-1,300	-	113
LMB 70	4-9	606	275	2.76	70	12-20	45-75	1,595-2,030	110-140	530-1,200	-	114
LMB 80	5-12	816	370	3.15	80	16-24	60-90	1,740-2,175	120-150	530-1,000	-	115
LMB 90	9-15	1,378	625	3.54	90	21-29	80-110	1,885-2,175	130-150	600-950	-	116
LMB 100	12-19	1,764	800	3.94	100	26-32	100-120	2,175-2,465	150-170	-	650-850	118
LMB 120	15-24	2,645	1,200	4.72	120	32-37	120-140	2,175-2,465	150-170	-	550-720	121
LMB 135	17-28	3,307	1,500	5.31	135	37-42	140-160	2,175-2,465	150-170	-	520-680	122
LMB 140	20-33	3,968	1,800	5.51	140	34-48	130-180	2,175-2,465	150-170	400-800	380-650	120
LMB 150	25-40	4,850	2,200	5.90	150	40-53	150-200	2,175-2,465	150-170	450-800	380-620	120
LMB 155	30-45	5,732	2,600	6.10	155	48-59	180-220	2,320-2,610	160-180	530-800	380-590	122
LMB 165	35-55	6,614	3,000	6.50	165	59-71	220-270	2,320-2,610	160-180	540-800	380-580	123
LMB 180	45-70	9,259	4,200	7.09	180	66-85	250-320	2,320-2,610	160-180	550-800	380-570	-

\* Weights apply to standard carriers only. Any variances must be agreed with LaBounty and/or the carrier manufacturer prior to attachment.

\*\* Breaker and breaker box with standard adapter plus working tool.

\*\*\* Sound power level guaranteed. Important: EN ISO 3744 in accordance with directive 2000/14/EC. Full details of measurement are available in the Safety and Operating instruction of the product. It can be found on [www.podshop.se/epiroc](http://www.podshop.se/epiroc)

LaBounty reserves the right to improve, update, or change the product specifications, appearance, or functional attributes without notice.

# HYDRAULIC BREAKERS

## FEATURES & BENEFITS

- **Hybrid technology** - The combined gas/oil working principle of the LMB breakers ensures the optimum transmission of energy from the piston to the working tool to deliver the best possible efficiency and high-impact energy.
- **VibroSilenced Plus** - Minimizes recoil forces for less strain on the carrier, operator and breaker. All LMB breakers deliver sound power levels among the lowest in the market.
- **Advanced control technology** - The integrated control valve optimizes efficiency; the EnergyRecovery system increases operating efficiency and lowers vibrations.
- **Monoblock design** - Combined cylinder & tool holder section eliminating the need for tie rods for higher reliability; replaceable piston liner for cost-effective repairs.
- **Percussion chamber ventilation** - Prolongs the lifetime of seals, bushing, and tool steel.
- **StrokeControl valve** - The combined stroke length and start-up mode switching valve enables the operator to adjust the breaker operation mode to the application for optimum performance.
- **ContiLube™ II** - Standard on LMB 90 - LMB 180 self-bleeding automatic lubrication device for optimized grease consumption and continuous lubrication.
- **Field replaceable bushing\*** - Full length floating tool bushing for quick exchange with standard hand tools.
- **HATCON™ – a new level of control** - HATCON™ enables next level fleet management by monitoring operating hours, location and service intervals of your tools. HATCON™ is available factory mounted or as a retrofit kit.

\*Only on the LMB 40 - LMB 80

	Hybrid Technology	Vibro-Silenced Plus	Energy Recovery System	Internal Control Valve	Monoblock Design	Floating Bushing	Percussion Chamber Ventilation	Stroke Control Valve	ContiLube II
LMB 40	●	●	●	●	●	●			
LMB 50	●	●	●	●	●	●			
LMB 60	●	●	●	●	●	●			
LMB 70	●	●	●	●	●	●			
LMB 80	●	●	●	●	●	●			
LMB 90	●	●	●	●	●	●	●		●
LMB 100	●	●	●	●	●		●		●
LMB 120	●	●	●	●	●		●		●
LMB 135	●	●	●	●	●		●		●
LMB 140	●	●	●	●			●	●	●
LMB 150	●	●	●	●			●	●	●
LMB 155	●	●	●	●			●	●	●
LMB 165	●	●	●	●			●	●	●
LMB 180	●	●	●	●			●	●	●

● - Standard



# DEMOLITION APPLICATIONS GUIDE

METRIC TON		3-8	9-12	13-15	16-21
PRIMARY DEMO	MSD				
	MDP				
PRIMARY & SECONDARY DEMO	UPX				
	MRP				
SECONDARY DEMO	MHP				
	CP				

# Largest selection of demolition attachments in North America

**22-28**

**29-35**

**36-50**

**51-70**

**71-90**

**100-250**








# MATERIAL HANDLING








# MOBILE DEMOLITION GRAPPLES

## HANDLE, SORT & LOAD WITH PRECISION

The Mobile Demolition Grapple (MDG) is the ultimate tool for demolition, material handling, sorting, and loading. The continuous 360° high-torque rotation and synchronized jaw design combine to provide **enhanced material control**.


**WASTE**
**DEMO**

Model	Weight*		Opening		Jaw Width		Jaw Capacity**		Min Excavator Weight - 3rd Member***	
	lbs	kg	in	mm	in	mm	yd <sup>3</sup>	m <sup>3</sup>	lbs	m Tons
MDG 70	900	400	59	1,500	28	710	0.3	0.2	11,000	5
MDG 140	1,900	900	71	1,800	31	790	0.5	0.4	22,000	10
MDG 160	2,400	1,100	77	1,960	35	890	0.8	0.6	29,000	13
MDG 250	3,300	1,500	83	2,110	39	990	1.0	0.8	37,000	17
MDG 310	4,200	1,900	87	2,210	47	1,190	1.2	0.9	55,000	25
MDG 400	6,000	2,700	87	2,210	54	1,370	1.4	1.1	66,000	30

\* Weight excludes excavator mounting bracket.

\*\*Capacity will vary depending on the make up of the material being handled.

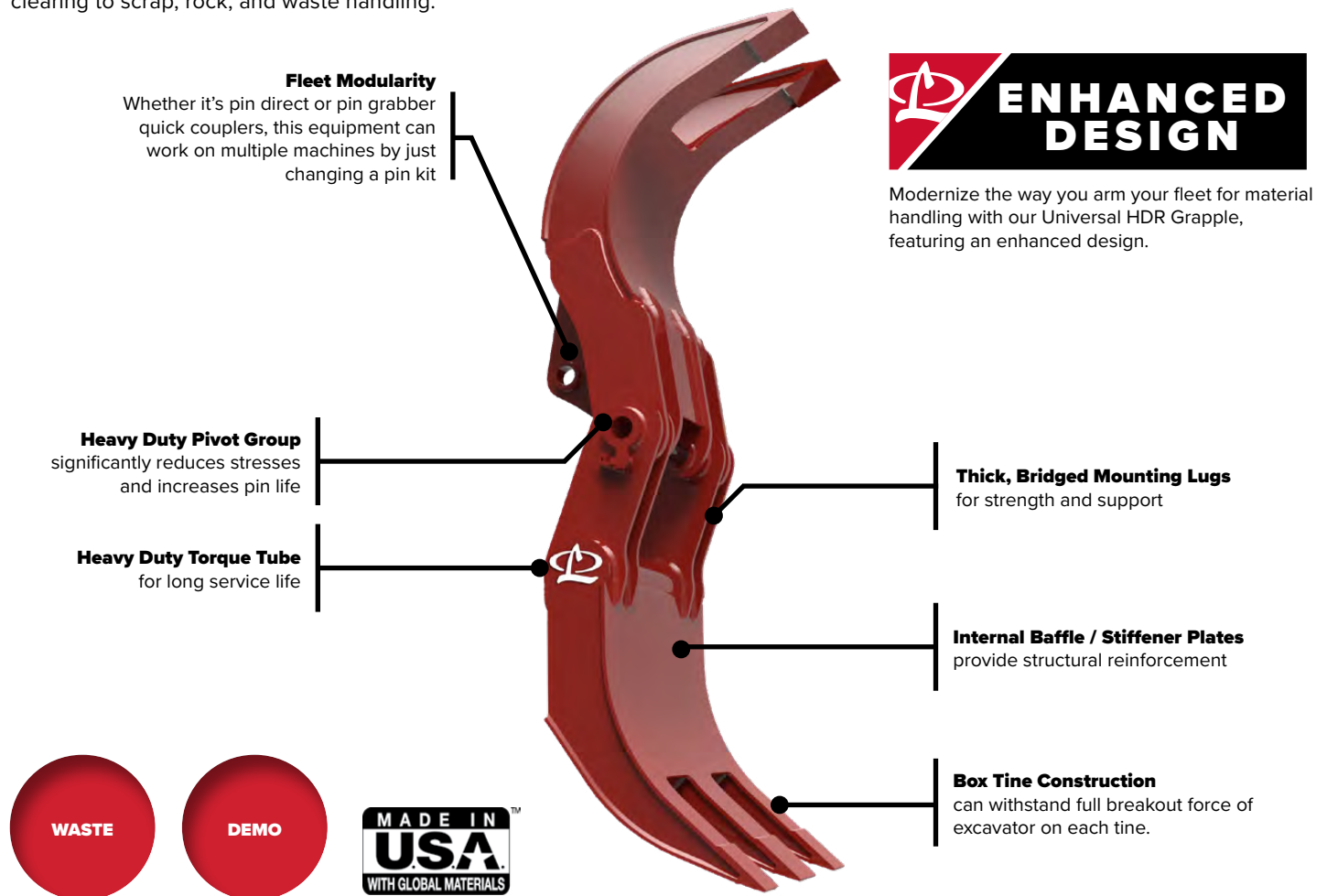
\*\*\* Excavator weight range is a guide only. 2nd member configurations at or near min/max excavator weight and all 3rd member configurations must be preapproved by LaBounty. Quick couplers, short swing machines, long arms all impact carrier size recommendation.

LaBounty reserves the right to improve, update, or change the product specifications, appearance, or functional attributes without notice.

# CONTRACTOR GRAPPLES

## THE ORIGINAL AND STILL THE BEST

With a proven design and a new mounting geometry, Universal HDR Grapples have been engineered to withstand rough usage and it's enhanced design includes a two-tine moveable upper half and a stationary lower half with three-tines. As the industry's go-to workhorse for more than 50 years, the HDR Series Contractor Grapples are still Made in the USA with global materials. This grapple is remarkably versatile, making it the preferred choice for various applications, from residential/commercial demolition and land clearing to scrap, rock, and waste handling.



Model	Weight*		Jaw Opening (min)**		Closed Grip Ø (min)		Capacity**		2-Tine Width		3-Tine Width		Min Excavator Weight - 3rd Member***		QC Range Class
	lbs	kg	in	mm	in	mm	yd <sup>3</sup>	m <sup>3</sup>	in	mm	in	mm	lbs	m Tons	
HDR 30****	1,700	800	88	2,240	10	254	1.0 - 1.5	0.8 - 1.1	21	530	33	840	25,000	12	4 & 5
HDR 210	3,500	1,600	108	2,470	12	290	2.0 - 3.0	1.5 - 2.3	31	790	45	1,140	33,000	15	5 & 6
HDR 250	4,500	2,000	114	2,900	13	320	2.5 - 3.5	1.9 - 2.7	31	790	45	1,140	55,000	25	7
HDR 350	6,200	2,800	127	3,230	13	320	3.5 - 5.5	2.7 - 4.2	33	840	49	1,240	66,000	30	8
HDR 450	7,600	3,500	140	3,560	16	410	5.5 - 6.5	4.2 - 5.0	35	890	53	1,350	88,000	40	9
HDR 170****	9,000	4,100	150	3,810	16	410	7.0 - 9.0	5.4 - 6.9	40	1015	59	1,500	110,000	50	N/A

\*Weight includes standard excavator mounting bracket. Attachment weight may vary depending on mounting configuration as well as options.

\*\*Jaw Opening and capacity will vary depending on excavator mounting and the handled material make up.

\*\*\* Excavator weight range should be used as a guide only; all mounting configurations must be preapproved by LaBounty.

\*\*\*\* Non-Universal design, will be built to order, machine specific configurations.

LaBounty reserves the right to improve, update, or change the product specifications, appearance, or functional attributes without notice.



# SELECTION. INNOVATION. PERFORMANCE.



Founded in 1973 by Roy LaBounty in Two Harbors, Minnesota to provide specialty excavator attachments to the scrap and demolition markets.

Purchased in 1992 by The Stanley Works (now Stanley Black & Decker) to compliment a line of demolition attachments in the Stanley Hydraulic Tools business (now Stanley Infrastructure).

Two Harbors, MN 

**47°14'35"N  
91°39'47"W**







**SELECTION.  
INNOVATION.  
PERFORMANCE.**



**LABOUNTY®**